

**SOCKET
& SEE™**

VIP 100/150
Two Pole Voltage Testers

Instruction Manual & Specification



VIP 100







VIP 150



1. Safety

1.1 Equipment Markings

	Caution - refer to the instruction manual
	Construction is double insulated
	Product should be recycled as electronic waste
	Conforms to EU standards
CAT IV	<p>Measurement Category IV is applicable to test and measuring circuits connected at the source of the building's low-voltage MAINS installation. This part of the installation is expected to have a minimum of one level of over-current protective devices between the transformer and connecting points of the measuring circuit.</p> <p>Due to these high short-circuit currents (above 50kA) which can be followed by a high energy level, measurements made within these locations are extremely dangerous. Great precautions shall be made to avoid any chance of short circuit.</p> <p>Examples of CAT IV are measurements on devices installed before the main fuse or circuit breaker in the building installation.</p>

1.2 Operational Safety

The VIP 100 and VIP 150 are designed to be used by skilled persons in accordance with safe methods of work. If the VIP 100 or VIP 150 are used in a manner not specified by Socket and See, the protection provided by them may be impaired.

Inspect the product before using. If any damage is visible; such as cracks in the casing, damage leads or probes, the unit should not be used.

Keep fingers behind the finger guards. Avoid touching a free prod while the other prod is in contact with an electrical circuit. Avoid obscuring the indicator LED's during use.

This tester has been designed to be used with suitable PPE, including insulated gloves if required.

To maintain safety, check for the correct operation of the VIP 100 and VIP 150 both before and after use. Use a true AC output proving unit such as the Socket and See SP400 or a known live source. Check the LED's are visible in the environment of use.

The VIP 100 and VIP 150 should not be used on voltages over 600V.

2. Description

The VIP 100 and VIP 150 are simple to use two pole voltage testers capable of measuring AC and DC voltages. They incorporate a number of features that make it safer and easier to use than many other two pole testers on the market.

2.1 Features

- Robust and ergonomically designed IP54 body, complete with finger guards.
- 1.4m of dual insulated, silicon, wear indicating cable interconnects the probes.
- HSE GS38 conforming prods
- Bright, clear and easy to read LED indication
- No batteries required

2.2 Indication

Indication Chart		
Voltage Indicated	VIP100	VIP150
Negative Polarity	x	✓
Positive Polarity	x	✓
6 V	x	✓
12 V	x	✓
50 V	x	✓
120 V	x	✓
230V	✓	✓
400 V	✓	✓

3. Usage

3.1 Operation.

When using the VIP 100 or VIP150 ensure that fingers are behind the finger guards. The tester is suitable for use with or without PPE.

Check the correct function of VIP 100 or VIP 150 before and after use with a true AC output proving unit such as the Socket and See SP400.

Firmly place the tips of the two probes on the voltage source to be measured. Check for LED illumination.

4. Maintenance and Service

If required, clean with a damp cloth and mild detergent. Do not use abrasives or solvents.

There are no user serviceable parts.

Contact Socket and See for parts and technical assistance.

Socket and See
Century Road
High Carr Business Park
Newcastle
Staffordshire, UK
ST5 7UG

Tel: +44 (0) 1782 567096

Fax: +44 (0) 1782 567095

Email: sales@socketandsee.co.uk

Website: www.socketandsee.co.uk

Specification	
Operating Voltage Range	12 - 400V AC / DC
LED Indication	6 - 12 - 50 - 110 - 230 - 400V (VIP150) 230 - 400V (VIP100)
Overvoltage Category	Cat IV 600V
Operating Current	<3.5 mA
Operating Duty Cycle	30s on, 240s off
Operating Conditions	-10 to +55°C at 70% RH
IP Rating	IP54
Safety Compliance	BS EN 61010-2-030 :2010
Prods	GS38 Compliant
Interconnecting Cable	1.4m Silicone rubber, Double insulated, Wear indicating, 690V continual rating, Tested at 6.5kV
Approximate Dimensions	170H x 25W x 20D (mm)
Weight	210g
Batteries	Not required

Ordering Information

Item	Supplier Code
Socket and See VIP 100	SOC/VIP100
Socket and See VIP 150	SOC/VIP150
Socket and See SP200 Proving unit	SOC/SP200
Socket and See SP400 Proving Unit with non contact voltage check	SOC/SP400
Socket and See MCB locking off device	SOC/LOD10
Socket and See carry case for two pole tester and SP200 proving unit	SOC/TECCVIPCASE

SOCKET & SEE


©2017/18

t: 01782 567096 | e: sales@socketandsee.co.uk

Century Road, High Carr Business Park, Newcastle Under Lyme, Staffordshire, ST5 7UG
Socket & See is a trading division of UK Test Instruments Ltd.